



COBBLESTONE ASSOCIATION INC.

Email: info@cobblestoneassoc.com

Website: www.cobblestoneassoc.com

Mailing Address: PO Box 350042, Jacksonville, FL 32235-0042

November 2009



*Happy Thanksgiving
From Our Family to Yours*



Entrance Sign Update!

The board is advancing with the plans to replace our entrance sign. The cost is a lot more than was expected. Athens Marble and Stone had the best design and quoted us between \$7,300 to \$10,800 for a sign made of Cobblestone and Marble. The size of the sign would be 6'4" H x 12' L, both sides of the sign would have gold lettering on black granite. Maintenance of the sign will be minimal (apply sealer once every two years). At the last meeting, a resident in our community said he would check with some of his connections to see if it would be possible to get this sign at a reduced rate. With that said, we need more residents to pay their dues and/or we will need to hold events to raise funds to cover this expense.

Other Things That We Are Working On...

FINANCIALS		
As of Nov. 7, 2009		
BBF		\$8,673.80
 INCOME		
DUES	300.00	
TOTAL INCOME:		300.00
 EXPENSES		
Website	49.95	
Bank Charges	3.00	
Supplies	113.35	
Maintenance	350.00	
TOTAL EXPENSES:		516.30
BALANCE		\$8,457.50

- **Mailboxes:** What are the guidelines for parking near them? Request is being made to the Post Office for regulations. Complaints have been registered about cars blocking the structure.
- **Sidewalk:** Requested our city councilman investigate having a sidewalk installed on Cobblestone parkway across from Warminster Ct. (between Safeshelter and Cobblestone Circle W.)
- **Water:** JEA was here recently and is currently changing the water meters in the back of our subdivision. Also several of the fire hydrants have been flushed as some residents notice a smell in their water.

Thanksgiving



Next meeting will be November 19th, at 7 p.m., please check the Parkway sign for location.



**CHRISTMAS SHOPPING FOR A NEW TV?
WILL IT BE AN LCD OR PLASMA?**

What's the difference?



Luminary orders!

Luminaries are lit as dusk falls on December 24th. If your street is interested please email the association at info@cobblestoneassoc.com with how many luminaries you will need. Each street will need to provide volunteers who will be responsible for distribution, placement and cleanup. Check with your neighbors. Moorsfield Lane does this each year and it is quite a sight to see. Please provide the name of your street, a contact name and phone number and how many luminaries you will need. In the subject line please say "Luminaries". Orders must be received by December 5th and can be picked up at Mrs. Sills' home, 3144 Cullendon Lane on December 12th. We have a limited number available (suggested amount per home 2). (We are providing candles and bags for free.)

SAFETY TIPS AND OTHER ITEMS:

- Burning approximately 4 hours each evening, each votive candle will last about 4 days.
- Some craft stores sell plastic and ceramic luminaries, if you're looking for something a little more permanent.
- Practice fire safety. Don't place luminaries in areas where they could spread fire if accidentally knocked over.

PLASMA ADVANTAGE	LCD ADVANTAGE
Larger screen size availability	No burn in static images
Better contrast ratio and ability to render deeper blacks	Cooler running temperatures
Better color accuracy and saturation	No high altitude use issues
Better motion tracking	Lighter weight than Plasma
	Longer display life but now LCD & Plasma sets both have at least 60,000 hours
PLASMA DISADVANTAGES	LCD DISADVANTAGES
TV's are more susceptible to burn-in static images	Lower contrast ratio, not as good rendering deep blacks.
Generate more heat than LCD	Tracking motion issues but now improving with recent implementation of 120Hz screen refresh rates and 240 Hz processing in higher-end LCD sets
Do not perform as well at higher altitudes	Fewer large screen sizes above 42" as Plasma
Potentially shorter life span – however screen life span has now improved to 60,000 hours life span rating – some sets as high as 100,000 hours.	LCD does not suffer from burn-in but possible individual pixels can burn out, causing small, visible, black or white dots to appear on the screen. Individual pixels cannot be repaired; the whole screen would need to be replaced.
	More expensive than equivalent sized Plasma especially when comparing EDTV Plasmas to HDTV-LCD televisions.
Information from: About.com: Home Theatre	

Halloween in the Neighborhood



To see more of these from around the neighborhood, go to our website: www.cobblestoneassoc.com




Jax Arboretum & Gardens One Year Anniversary!

Saturday, November 14

10am – 4pm



If you thought last year was fun- watch out! This year we have educational programs, a great selection of plant and eco-craft vendors, kids' activities, food vendors, music & local non-profits. Let us thank you for a great year!

Join us for guided walks with trained Naturalists, live music and story-tellers!

Sign up to help out on event day at [Hands on Jax](#)

The Jacksonville Arboretum & Gardens (on right side of Monument just east 9A) is intended to educate Northeast Florida and its regional communities about native and cultivated plants, improve its beauty and atmosphere, engage in and promote the conservation and preservation of our natural resources, and provide public service.

Educational Programs include:

-Maynard H. Cox, aka the "snake man," -June Gilpin of Wildlife Rescue Coalition of Northeast Florida Inc. -Captain Tony Hogg -Florida Master Beekeeper.

Crime Watch – What is ShAdCo?

How can they help our neighborhood?

CRIME STATS FOR COBBLESTONE AS OF 1/1/09 TO 11/7/09	
Description:	Count:
Assault/Battery	6
Burglary:	
Burglary/Other	0
Burglary/Residential	5
Burglary/Vehicle	4
Murder	0
Robbery	1
Sex Offenses:	
Lewd/Lascivious/Exposure	0
Sexual Battery	0
Theft:	
Theft	5
Theft/Vehicle	0
Vandalism	2

The Sheriff's Advisory Councils (ShAdCo) were established to assist the JSO accomplish its mission. ShAdCo members are a notable example of police-citizen partnerships. They provide feedback on law enforcement issues. They report suspected criminal activity and traffic problems in their sector. There is no cost to joining this council and anyone can attend. Meetings are open to the public.

Cobblestone is associated with Sector F, which meets on the 4th Thursday of each month at the Police Athletic League, 3450 Monument Road at 7p.m.

Sector F

Chair: Jay Olchak

Co-chair: Kathy Borck and Pete Miller

For last several weeks, 4 male teens and at time teen girls have been seen roaming in our neighborhood. We have had some recent vandalizing/breaking into homes during the day.

Teens should be in school. Here's the link to the DCPS school schedule for hours of school operations, weather day, vacations days etc.

<http://www.duvalschools.org/reseval/Calendars/Calendars.asp>

If you see anyone roaming our streets during the day that doesn't belong here, please call the Police non-emergency number 630-0500



CRAFT FOR THE KIDS:

HANDS AND FEET TURKEY CRAFT

What you'll need:

Construction paper in brown, tan, orange, red, yellow and white

Scissors

Glue

Wiggle eyes (optional)

Step 1 – trace the child's hands and feet

Trace two feet (with shoes on) on brown construction paper.

Trace two hands on tan construction paper.

Trace two hands on red construction paper.

Trace one hand on yellow construction paper.

Step 2 – Cut out all the tracings

Step 3 – Make the Body

Put the two feet tracings (brown) together to make the body and head, placing the heels together and spreading the bottoms apart as in the illustration.

Glue

Cut two feet out of the orange scrapes, then cut a diamond shape for the beak.

Draws the eyes on white paper and cut them out, or use wiggle eyes.



Make the wattle out of red construction paper. Glue each piece onto the body as shown.

Step 4 – Attach the tail.

Glue the red, orange and yellow hands behind the brown body to make the tail.

Step 5 – Wings

Position the two tan hands on either side of the body to make the turkey's wings and glue them in place.



You're done!

